

The PA Autism Census Update, conducted by the Autism Services, Education, Resources, & Training Collaborative (ASERT), provides a count of the number of individuals with autism who are receiving services in Pennsylvania. It identifies where these individuals live and which systems are supporting them. The Centers for Disease Control and Prevention (CDC) tracks the national autism prevalence using population surveillance. We have included the estimate of the number of individuals in this county based on CDC prevalence rates to compare to the number of individuals receiving services in PA identified by the PA Autism Census. This information can be a powerful tool to help you, your family, decision-makers, and others in your local community to understand autism in Pennsylvania by highlighting where and how individuals with autism are receiving services.

Census Estimate

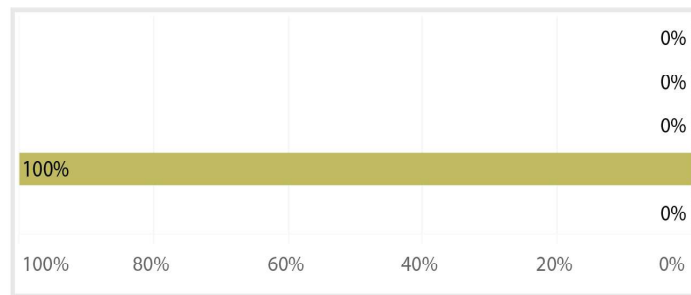
2005: <10 | 2011: 18 | ▲ Increase 91%

CDC Estimate

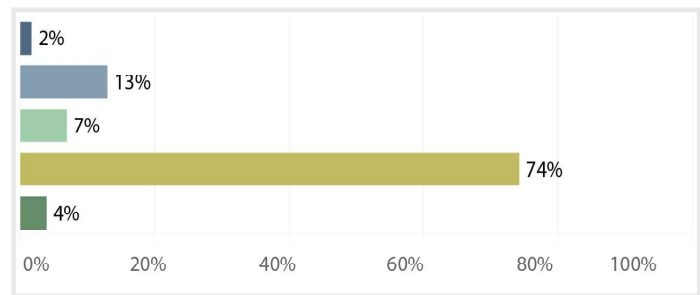
2005: 44 | 2011: 74 | ▲ Increase 68%

Cameron County Race/Ethnicity Distribution Among Individuals with ASD

Cameron County



Pennsylvania Statewide

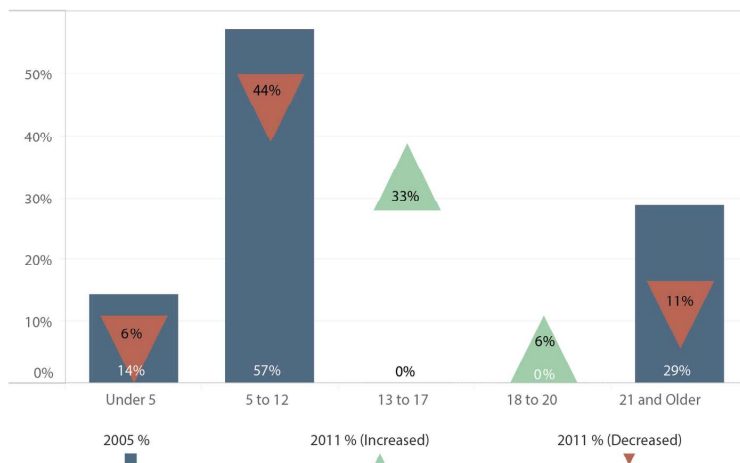


Asian Black or African American Hispanic White Other

What does this mean?

In Cameron County, 100% of the population is classified as White. This county had no other reported races receiving services.

Cameron County Age Distribution Among Individuals with ASD - 2005 vs. 2011



What does this mean?

In Cameron County, the majority of individuals with ASD are between the ages of 5 and 17. There was a drastic increase in individuals 13-17 and 18-20 years old who will soon be aging into the adult systems of care.