

The PA Autism Census Update, conducted by the Autism Services, Education, Resources, & Training Collaborative (ASERT), provides a count of the number of individuals with autism who are receiving services in Pennsylvania. It identifies where these individuals live and which systems are supporting them. The Centers for Disease Control and Prevention (CDC) tracks the national autism prevalence using population surveillance. We have included the estimate of the number of individuals in this county based on CDC prevalence rates to compare to the number of individuals receiving services in PA identified by the PA Autism Census. This information can be a powerful tool to help you, your family, decision-makers, and others in your local community to understand autism in Pennsylvania by highlighting where and how individuals with autism are receiving services.

Census Estimate

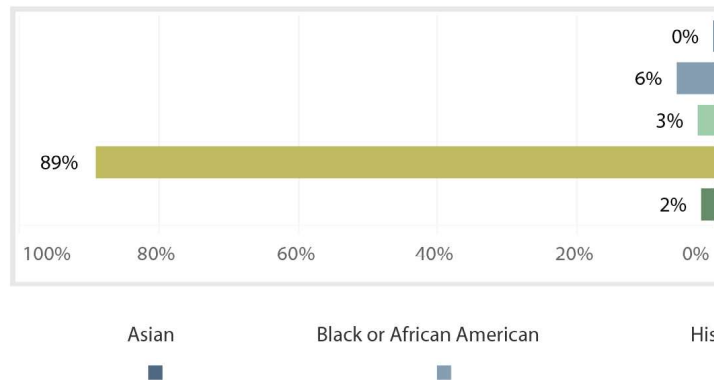
2005: 502 | 2011: 1,263 | ▲ Increase 52%

CDC Estimate

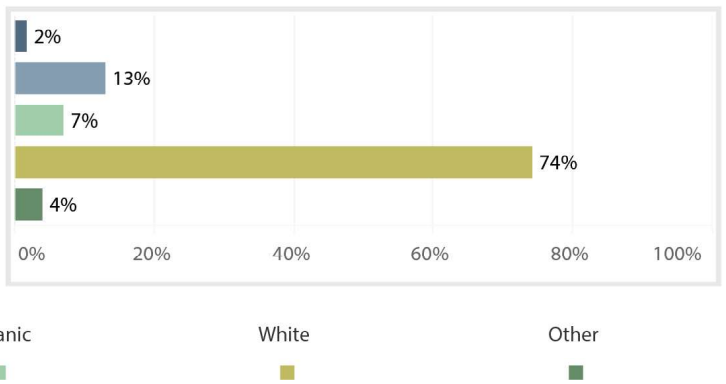
2005: 2,231 | 2011: 4,132 | ▲ Increase 85%

Erie County Race/Ethnicity Distribution Among Individuals with ASD

Erie County



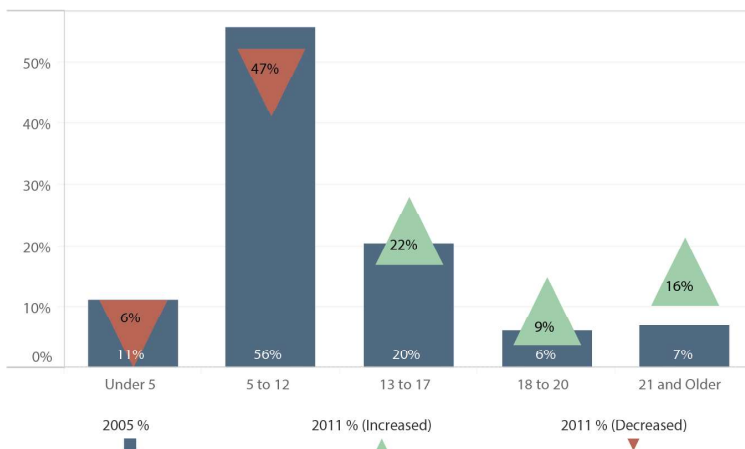
Pennsylvania Statewide



What does this mean?

In Erie County, most individuals with autism receiving services were White (89%). A smaller proportion of individuals with autism receiving services in Erie County were Black or African American (6%), Hispanic (3%), or Other (2%) when compared to the rest of Pennsylvania.

Erie County Age Distribution Among Individuals with ASD - 2005 vs. 2011



What does this mean?

In Erie County, the majority of individuals with ASD are between the ages of 5 and 17. However, the number of adults over 21 years old is increasing as the population of individuals with autism receiving services ages.