

# Centre County Autism Census

The PA Autism Census Update, conducted by the Autism Services, Education, Resources, & Training Collaborative (ASERT), provides a count of the number of individuals with autism who are receiving service in Pennsylvania. It identifies where these individuals live and which systems are supporting them. The Centers for Disease Control and Prevention (CDC) tracks the national autism prevalence using population surveillance. We have included the estimate of the number of individuals in this county based on CDC prevalence rates to compare to the number of individuals receiving services in PA identified by the PA Autism Census. This information can be a powerful tool to help you, your family, decision-makers and others in your local community to understand autism in Pennsylvania by highlighting where and how individuals with autism are receiving services.

## Census Estimate:

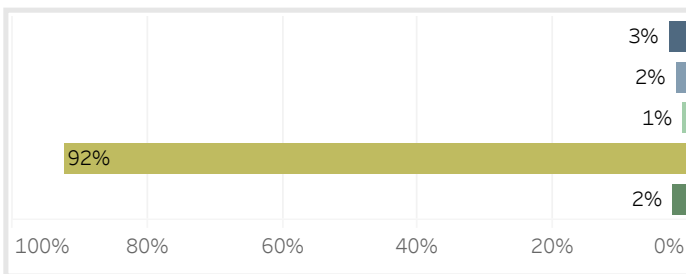
2005: 174 | 2011: 379 | ▲ Increase 166%

## CDC Estimate:

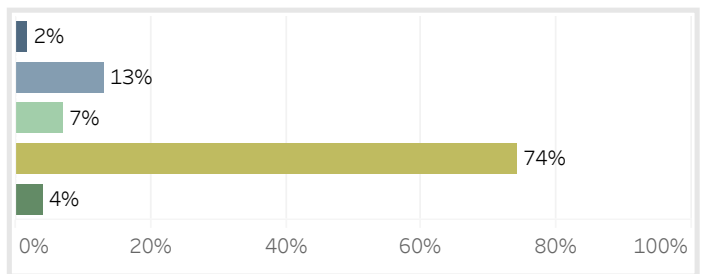
2005: 1,133 | 2011: 2,275 | ▲ Increase 101%

## Centre County Race/Ethnicity Distribution Among Individuals with ASD

### Centre County



### Pennsylvania Statewide



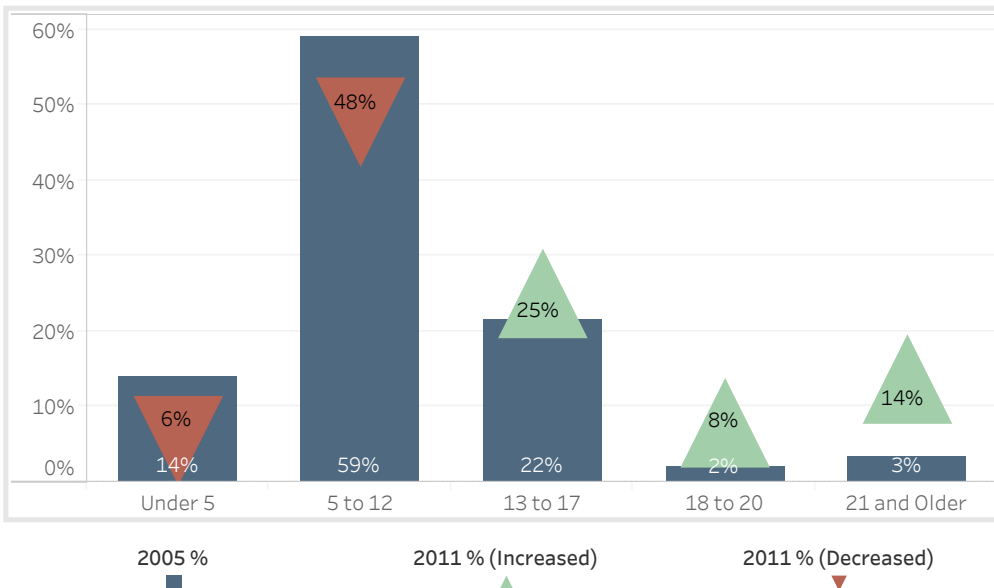
Asian Black or African American Hispanic White Other

### What does this mean?

In Centre County, most individuals with autism receiving services were White (92%). A smaller proportion of individuals with autism receiving services in Centre County were Black or African American (2%), Hispanic (1%), or Other (2%) when compared to the rest of Pennsylvania. However, the proportion of individuals with autism receiving services who were Asian (3%) is slightly higher than the rest of Pennsylvania (2%).

## Centre County Age Distribution Among Individuals with ASD

2005 vs. 2011



### What does this mean?

In Centre County, the majority of individuals with ASD are between the ages of 5-17. However, the number of adults over 21 years old is increasing as the population of individuals with autism receiving services ages.