

## PA Autism Census Update

The PA Autism Census Update, conducted by the Autism Services, Education, Resources, & Training Collaborative (ASERT), provides a count of the number of individuals with autism who are receiving service in Pennsylvania and identifies where these individuals live and which systems are supporting them. This information can be a powerful tool to help you, your family, decision-makers and others in your local community to understand how autism looks by profiling where and how individuals with autism are receiving services. You can read the full PA Autism Census Report and find more information at [www.PAautism.org/census](http://www.PAautism.org/census).

# Clarion County

2005

**51**

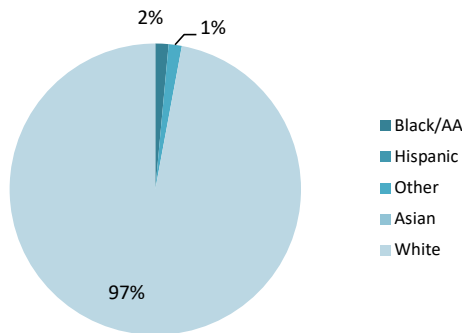
2011

**137**

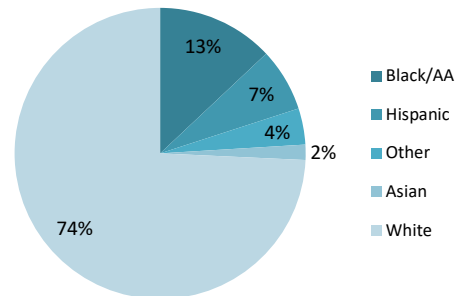
169% increase

## Race/Ethnicity

### CLARION COUNTY



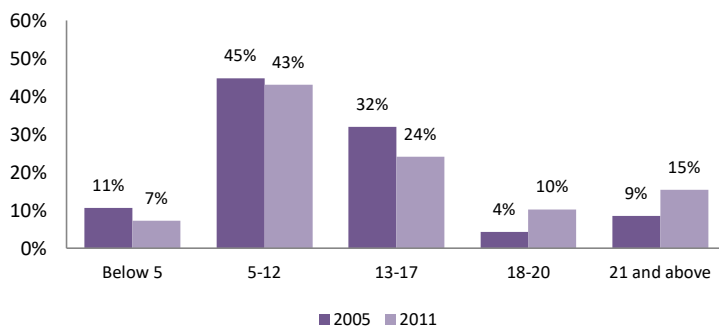
### REST OF PA



### What does this mean?

In Clarion County, most individuals with autism receiving services were White (97%). A smaller proportion of individuals with autism receiving services in Clarion County were Black or African American (2%) or Other (1%) when compared to the rest of Pennsylvania.

## Percentage of Individuals in Clarion County by Age Group



### What do differences by age mean?

In Clarion County, the majority of individuals with ASD are between the ages of 5-17. However, the number of adults over 21 years old is increasing as the population of individuals with autism receiving services ages.