



Pennsylvania's leading source of autism-related resources and information.

PA Autism Census Update

The PA Autism Census Update, conducted by the Autism Services, Education, Resources, & Training Collaborative (ASERT), provides a count of the number of individuals with autism who are receiving service in Pennsylvania and identifies where these individuals live and which systems are supporting them. This information can be a powerful tool to help you, your family, decision-makers and others in your local community to understand how autism looks by profiling where and how individuals with autism are receiving services. You can read the full PA Autism Census Report and find more information at www.PAutism.org/census.

Delaware County

2005

791

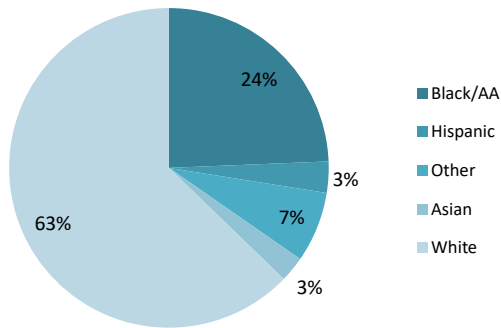
2011

1558

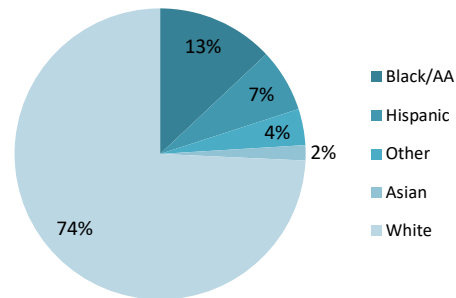
97% increase

Race/Ethnicity

DELAWARE COUNTY



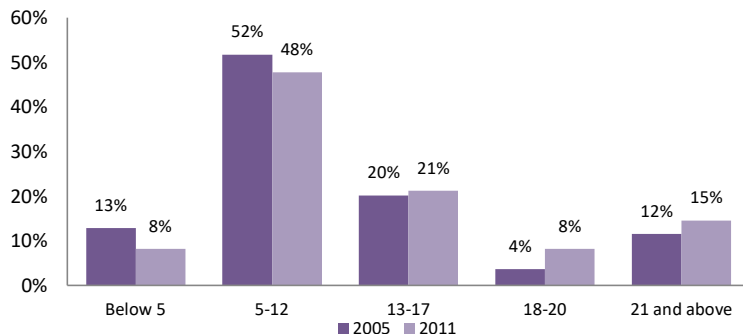
REST OF PA



What does this mean?

In Delaware County, most individuals with autism receiving services were White (63%). About 1 in 4 individuals with autism receiving services in Delaware County were African American (24%). A smaller proportion of individuals with autism receiving services in Delaware County were Hispanic (3%) when compared to the rest of Pennsylvania (7%), but a larger proportion were Asian (3%) or from an "other" race or ethnicity (7%) in Delaware County compared to rest of Pennsylvania.

Percentage of Individuals in Delaware County by Age Group



What does this mean?

In Delaware County, the majority of individuals with ASD are between the ages of 5-17. However, the number of adults over 21 years old is increasing as the population of individuals with autism receiving services ages.

ASERT is funded by the Bureau of Autism Services, PA Department of Public Welfare

For more detail on your county's data, to request a customized presentation, or to learn more information about the study methods or this project overall, please contact Lindsay Shea at ljl42@drexel.edu