

Getting a Cavity Filled


There may be a time when your dentist tells you that you have a cavity that needs to be filled.



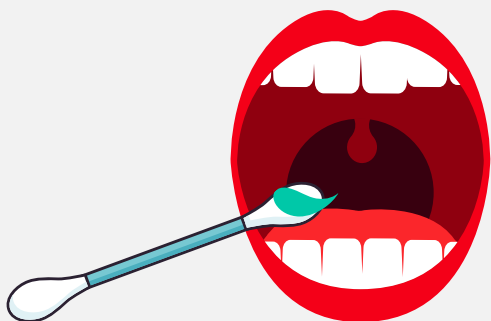
You will go to the dentist for your appointment and check in at the front desk. Then wait in the waiting room until it is your turn.



When you go into the examination room, you will sit in the large chair and the staff will place a bib on you.



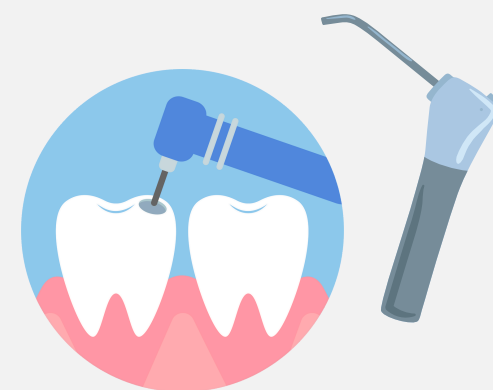
They will put a gel medicine in your mouth to help make your tooth not hurt. This will make your mouth feel funny but it won't hurt.



Sometimes they will use a nose covering during your appointment to make you more relaxed and comfortable.



Then they will use tools to prepare your tooth to be fixed. Some tools might make sounds, vibrate, or spray water.

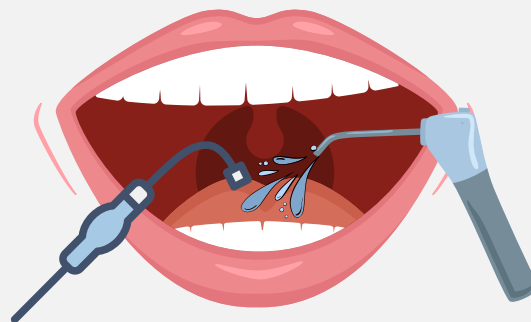


Getting a Cavity Filled

Next they will apply a sour blue gel to your tooth. It will sit on your tooth for a few seconds.



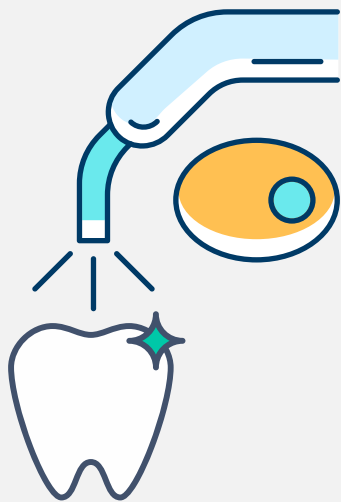
Then they will rinse your tooth with water and use a big straw to suck it out of your mouth.



Next, they will fill in your tooth.



Then they will use a special light to harden the filling material.



They will do a final rinse of your mouth and check your bite.



Now your filling is complete. You will be given instructions on how long you need to wait to eat and/or drink.

